

# SCIENCE SENSORY PLAY

## SENSORY BOTTLES

Pick a sensory bottle or create your own! Sensory bottles can be very calming for children. Shake and watch it change and move!

### What you Need:

- Clean, empty bottle (any water bottle, soda bottle, or sport drink bottle will work)
- Hot glue and tape for the top (any tape will work)
- Each bottle has different things inside. Look next to the bottle to see what you need to create it.

### Volcano Sensory Bottle - vegetable oil, red food coloring, water

- Fill the bottle halfway with water and add red food coloring
- Fill to the top with vegetable oil
- Glue and tape the lid closed

### Ocean Sensory Bottle - baby oil, blue food coloring, water

- Fill the bottle halfway with water and add blue food coloring
- Fill to the top with baby oil
- Glue and tape the lid closed

### Bubbles Sensory Bottle - dish soap, food coloring, water

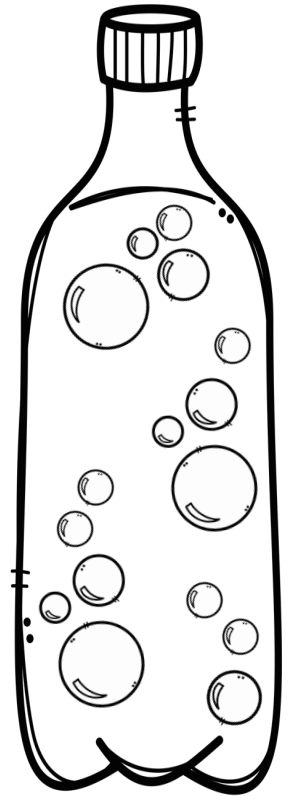
- Fill the bottle  $\frac{3}{4}$  full with water
- Add 2tbl dish soap and food coloring to match the dish soap
- Glue and tape the lid closed

### Traditional Sensory Bottle - clear glue, food coloring, water, glitter

- Fill the bottle halfway with water
- Add 1 cup clear glue
- Add food coloring and glitter
- Fill to the top with water
- Glue and tape the lid closed

### Tiny Treasures Sensory Bottle - dry beans or rice, tiny toys (Lego people, gems, mini erasers, pom poms, or mini figures)

- Fill  $\frac{1}{3}$  with dry beans or rice
- Add tiny treasures
- Fill  $\frac{1}{3}$  with more dry beans or rice
- Add more tiny treasures
- Glue and tape the lid closed




For even more sensory bottle ideas, check out  
<https://pocketofpreschool.com/?s=sensorybottles>

# My Alphabet Book

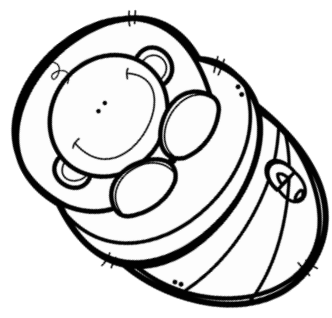
Name: \_\_\_\_\_

# Aa



A is for ant.

# Bb



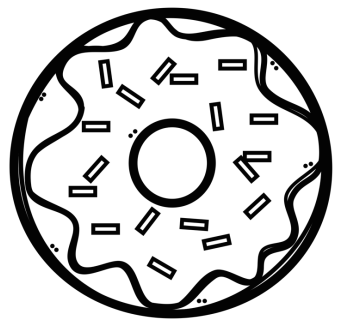
B is for baby.

# Cc



C is for cake.

Dd




D is for donut.

Ee



E is for elf.

Ff




F is for fan.

Gg




G is for game.

H H




H is for hand.

I i




I is for insect.

J j




J is for jet.

K k




K is for kite.

L l




L is for lion.

M m



M is for map.

N n




N is for net.

O o



O is for owl.

P p



P is for pig.

Q q




Q is for queen.

R r



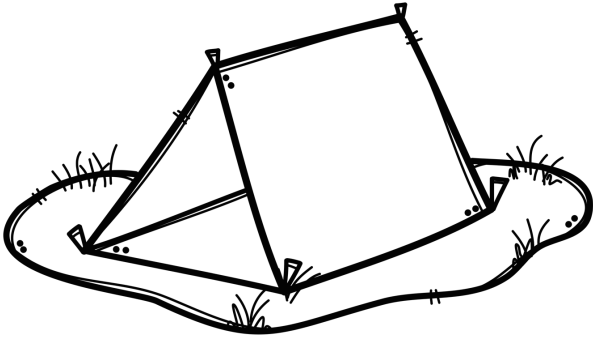
R is for rain.

S s




S is for saw.

T t




T is for tent.

U u




U is for under.

V v

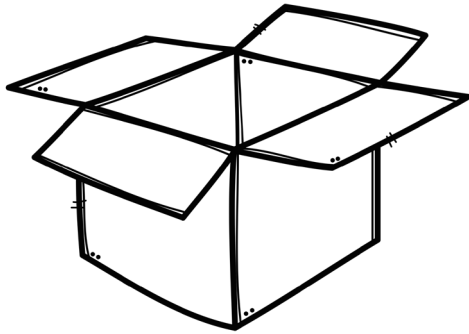
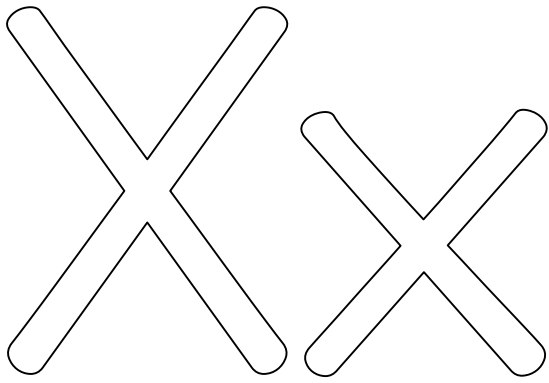


V is for vacuum.

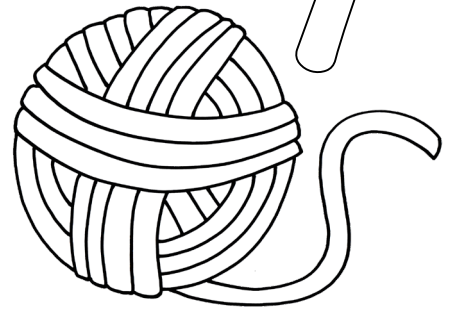
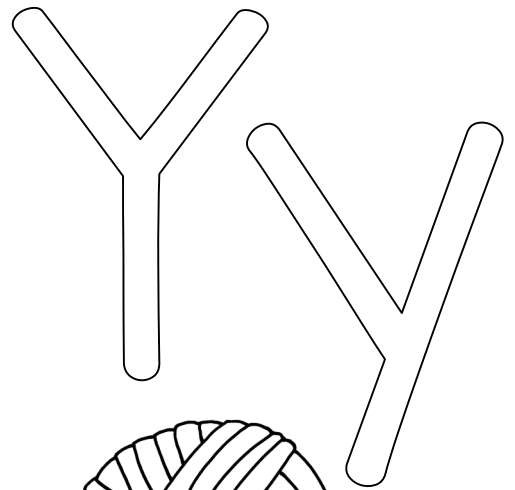
W w



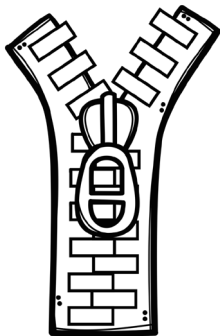
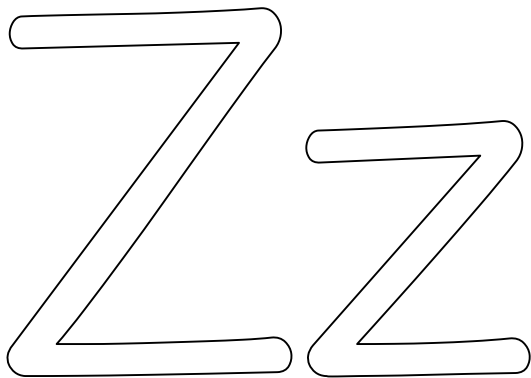
W is for worm.



X is for box.




Y is for yarn.




Z is for zip.




bus




monkey




elephant




sailboat




banana




rhinoceros




motorcycle




snake




turtle




submarine




strawberry




bike



alligator



pretzel



# Clap & Build the Syllables

Point to an object, clap the number of syllables, and build a tower using blocks or Legos for each syllable.



# Letter Sort

**UPPERCASE  
LETTERS**

**lowercase  
letters**

# Letter Sort



in my name




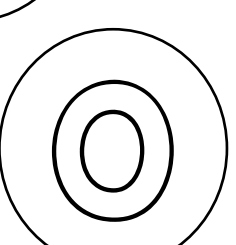








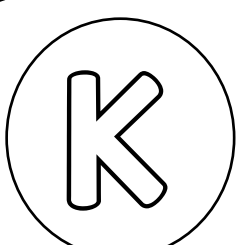






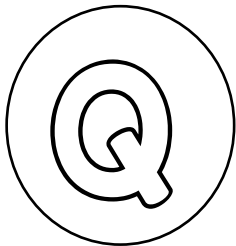







~~NOT~~ in my name

A	B	C	D	E	F	G	H
I	J	K	L	M	N	O	P
Q	R	S	T	U	V	W	X
Y	Z	a	b	c	d	e	f
g	h	i	j	k	l	m	n
o	p	q	r	s	t	u	v
w	x	y	z	Cut apart to create collage letters!			

A	B	C	D	E	F	G	H
I	J	K	L	M	N	O	P
Q	R	S	T	U	V	W	X
Y	Z	a	b	c	d	e	f
g	h	i	j	k	l	m	n
o	p	q	r	s	t	u	v
w	x	y	z	Cut apart to create collage letters!			

# Letter Dot It

Point to a letter, say the letter name and sound. Dot with a dot marker, cover with a sticker, trace the letter, or color the letter dot.



# Letter Dot It

Point to a letter, say the letter name and sound. Dot with a dot marker, cover with a sticker, trace the letter, or color the letter dot.

A grid of 35 circles, each containing a lowercase letter. The letters are arranged in five rows of seven. Stars are placed next to the letters s, a, z, j, q, t, x, e, k, g, w, p, and i.

s	a	z	j
h	n	m	u
b	q	t	f
y	v	r	x
e	k	g	w
l	c	d	
p	i	o	



# Letter Dot It

Point to a letter, say the letter name and sound. Dot with a dot marker, cover with a sticker, trace the letter, or color the letter dot.

★ Ss Aa Zz Jj

Hh Nn Mm Uu

Bb Qq ★ Tt Ff

Yy Vv Rr Xx ★

★ Ee Kk ★ Gg Ww

Ll Cc Dd

Pp ★ Ii Oo



# Sound Dot It

Point to an object, say the beginning sound. Write the letter in the dot.





# What's the Weather?

Everyday graph what the weather is!



**CLOUDY**



**PARTLY  
CLOUDY**



**SUNNY**



**RAINY**



**STORMY**



**SNOWY**



**WINDY**



# Size Sort




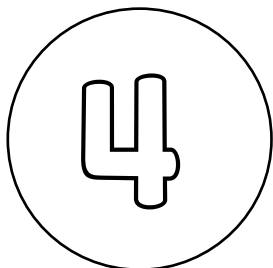




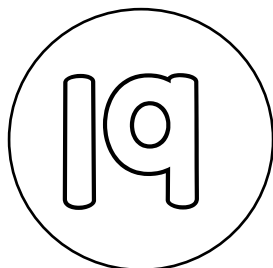
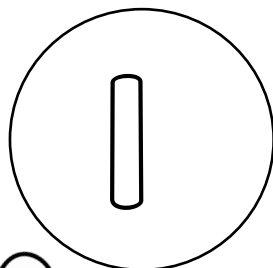

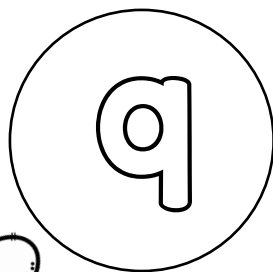



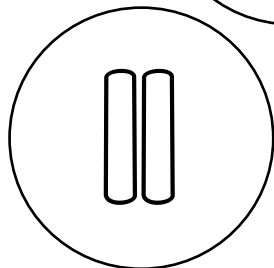


small

medium

large

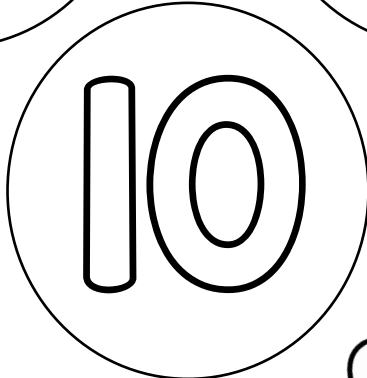
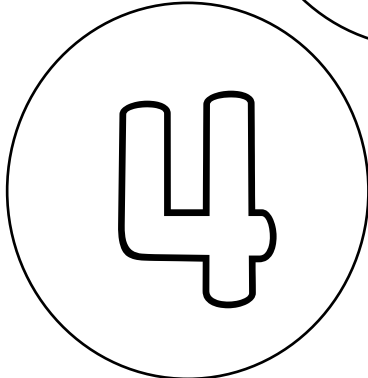





# Number Dot It

Point and say the number. Dot the number with a dot marker, trace the number, or color the number dot.



# Number Dot It

Point and say the number. Dot the number with a dot marker, trace the number, or color the number dot.



1

2

3

4

5

6

7

8

9

10

**Number Card Games:**

- Hi/Low (aka War)
- Memory
- Hide around the house
- Matching
- Build a block tower on top of the number



**Number Card Games:**

- **Hi/Low (aka War)**
- **Memory**
- **Hide around the house**
- **Matching**
- **Build a block tower on top of the number**